








































Article & Code	
	Toothed lock Washer ext-int. ABW
	Overlap toothed lock Washer internal JZ
	Overlap toothed lock Washer countersunk A2V
	Overlap toothed lock Washer external AZ
	Curved Washer MB
	Wave Washer (for general use) WW (for bearing use) BWW
	Dish Spring DB
	Spring Washer SW
	Hexagon nuts NUT
硬度對照表	
組合螺絲專用墊圈	

Article & Code	
	Circular external Nut CSTW
	Circular internal Nut CRTW
	Flat Push Nut FSPN
	Circular external Nut CSN
	Cap Nut F-type WS
	Cap Nut D-type DS
	F-type plate Nut FSN
	P-type push-on Nut PSN
	J-type plate Nut JSN
	U-type plate Nut USN. WUSN
	Tapping Nut TPN
	Adjustable Lock Nut ALN
	Toothed lock Washer internal AW
	Toothed lock Washer external BW
	Toothed lock Washer countersunk CW

Article & Code	
	Plain Washer PW
	Basic internal Ring RTW
	Basic external Ring STW
	Inverted internal Ring IRTW
	Inverted external Ring ISTW
	Beveled internal Ring MT
	Beveled external Ring NT, MS
	Grip type Ring GTW
	E-Ring ETW
	Bowed E-Ring BETW
	C-Ring 5103
	U-Ring UTW
	K-Ring T5304 5304
	Self-locking external Nut SPN
	Self-locking internal Nut RPN